

## Physical Specifications

Part Number: AGM TED673  
 Length: 151 ± 2 mm (5.94 inches)  
 Width: 34 ± 2 mm (1.34 inches)  
 Height: 94 ± 2 mm (3.70 inches)  
 Weight: ~ 1.29 kg (2.84 lbs)

Standard case material is flame retardant to (UL94) HBO.  
 The TED Batteries range provide an extremely reliable and versatile valve regulated lead acid battery. Their unique construction and sealing techniques ensures that no electrolyte leakage can occur, and provides safe and effective operation in any orientation, and meets all requirements of the International Air Transport Association Dangerous Goods Regulations to allow transportation by air.



## Specifications

Terminal Type: Standard F1 (T1) or any suitable terminal (at customer request)

Design Floating Life 20°C (68°F): 5 Years

Maxim Discharge Current: 102A/5sec.

Internal Resistance: Approximative 13mΩ

Cycle Use: Initial Charging Current Less Than 2.10A • Voltage 6.75÷6.90 at 25°C (77°F) • Temperature Coefficient -30mV/°C  
 Standby Use: No Limit on Initial Charging Current Voltage 7.20÷7.50V at 25°C (77°F) • Temperature Coefficient -20mV/°C  
 Capacity Affected by Temperature 40°C (104°F) 103% 25°C (77°F) 100% 0°C (32°F) 86%

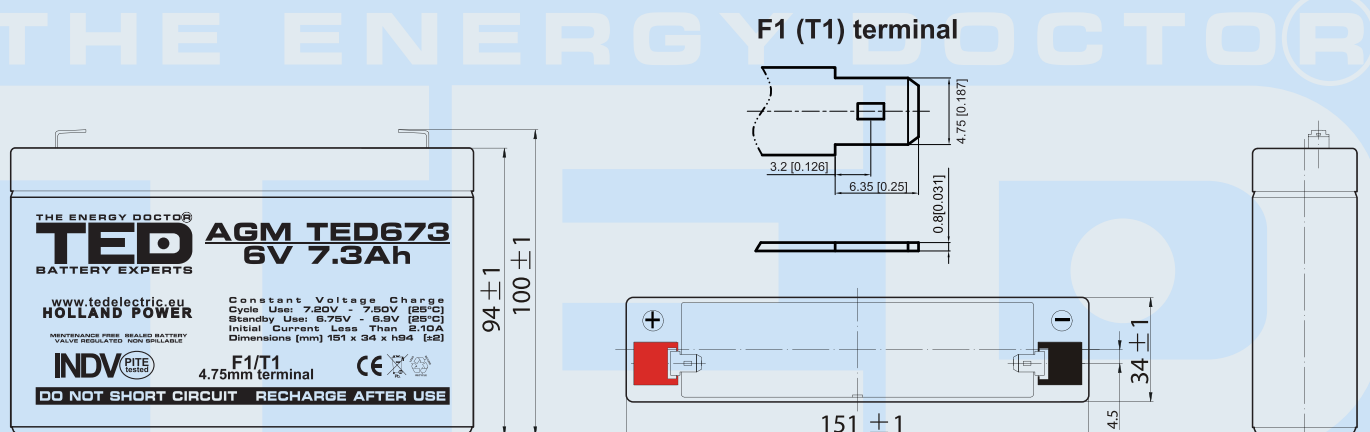
Self Discharge: TED Batteries may be stored for up to 6 months at 25°C (77°F) and than refresh charge is required. For higher temperatures the time interval will be shorter.

### Rated Capacity

7.3Ah/0.36A	20hr	1.80V/cell 25°C/77°F
6.9Ah/0.69A	10hr	1.80V/cell 25°C/77°F
5.96Ah/1.2A	5hr	1.75V/cell 25°C/77°F
5.6Ah/1.8A	3hr	1.75V/cell 25°C/77°F
4.56Ah/4.56A	1hr	1.60V/cell 25°C/77°F

### Discharge Characteristics

<b>Operating Temperature Range</b>
Charge: 0°C÷40°C (5°F÷104°F)
Storage: -15°C÷40°C (5°F÷104°F)
Nominal: 25°C±3°C (77°F±5°F)
Discharge: -15°C÷50°C (5°F÷122°F)



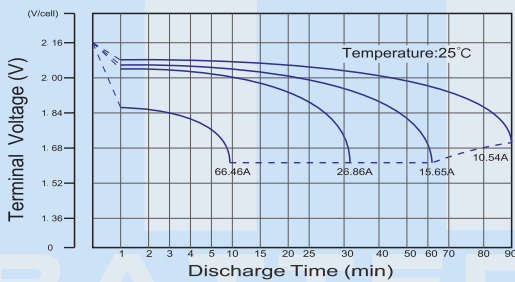
**Constant Current Discharge (Amperes) at 25°C**

F.V/Time	5MIN	10MIN	15MIN	30MIN	1HR	3HR	5HR	10HR	20HR
1.60V	27.0	16.8	12.7	7.73	4.91	2.16	1.32	0.74	0.39
1.67V	25.3	15.9	12.2	7.39	4.85	2.07	1.29	0.73	0.37
1.70V	23.2	15.4	11.9	6.72	4.70	1.94	1.26	0.73	0.37
1.75V	22.8	14.9	11.5	6.38	4.48	1.87	1.24	0.72	0.36
1.80V	20.4	14.2	10.5	5.91	4.19	1.80	1.16	0.71	0.35
1.85V	18.0	13.5	9.41	5.44	3.91	1.73	1.09	0.70	0.34

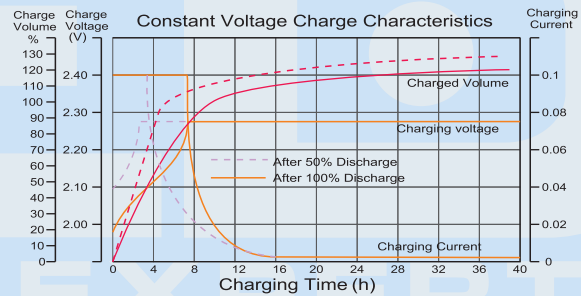
**Constant Power Discharge (Watts) at 25°C**

F.V/Time	5MIN	10MIN	15MIN	30MIN	1HR	3HR	5HR	10HR	20HR
1.60V	47.4	30.3	23.1	13.9	8.87	3.82	2.23	1.47	0.77
1.67V	45.7	29.6	22.8	13.6	8.81	3.71	2.22	1.47	0.75
1.70V	43.0	29.3	22.7	12.8	8.65	3.54	2.19	1.46	0.74
1.75V	43.3	29.2	22.5	12.4	8.50	3.46	2.17	1.44	0.72
1.80V	39.6	28.8	20.8	11.8	8.01	3.35	2.10	1.42	0.70
1.85V	35.9	27.3	18.9	11.1	7.53	3.25	2.04	1.40	0.67

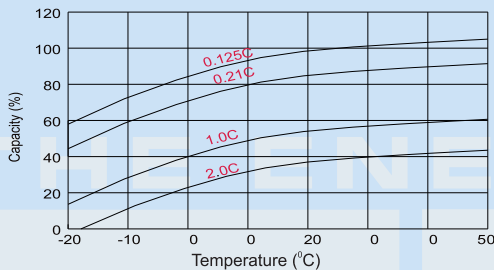
**Discharge Characteristics**



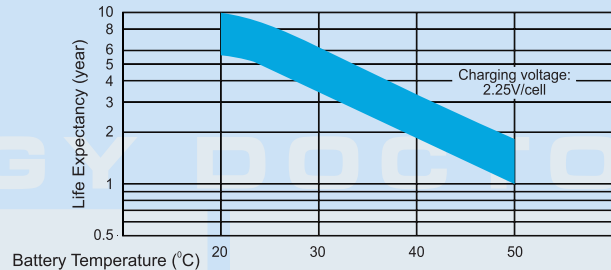
**Float Charging Characteristics**



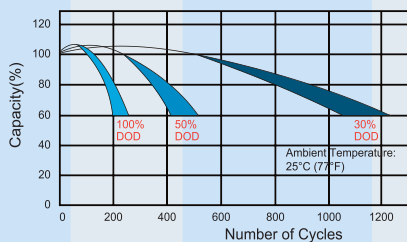
**Temperature Effects in Relation to Battery Capacity**



**Effect of Temperature on Long Term Float Life**

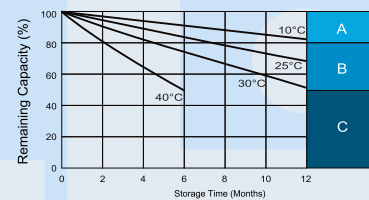


**Cycle Life in Relation to Depth of Discharge**



Testing condition  
 Discharging current 0.17C (FV 1.7V/cell);  
 Charging current 0.25C max, voltage 2.45V/cell;  
 Charging volume:125% of discharged capacity.

**Self Discharge Characteristics**



- A** No supplementary charge required (Carry out supplementary charge before use if 100% capacity is required.)
- B** Supplementary charge required before use. Optional charging way as below:  
 1. Charged for above 3 days at limited current 0.25CA and constant voltage 2.25V/cell.  
 2. Charged for above 20 hours at limited current 0.25CA and constant voltage 2.45V/cell.  
 3. Charged for 8-10 hours at limited current 0.35CA.
- C** Supplementary charge may often fail to recover the capacity. The battery should never be left standing till this is reached.